



Steel Market Consolidation and Capacity Update

Q1 2021

Applied Value
Empire State Building
350 Fifth Ave. Suite 5400
New York, NY 10118
Phone: +1 646 336 4971

www.appliedvaluegroup.com

US-based Steel Makers have significantly increased leverage through recent M&A consolidation, but planned capacity expansion projects could undermine this effort.



US Capacity Consolidation

- › Number of steelmakers accounting for ~80% of US capacity has shrunk from **6 to 5** following recent US market consolidation
- › Cleveland Cliffs acquired both AK Steel and AM USA (excluding Calvert) in 2020; Cliffs now owns the most US capacity, increasing capacity from **12.5M to 36.2M TPY**
- › US Steel exercised its option to buy Big River Steel, adding over **3M ST** in annual capacity to USS operations



Planned Capacity Update

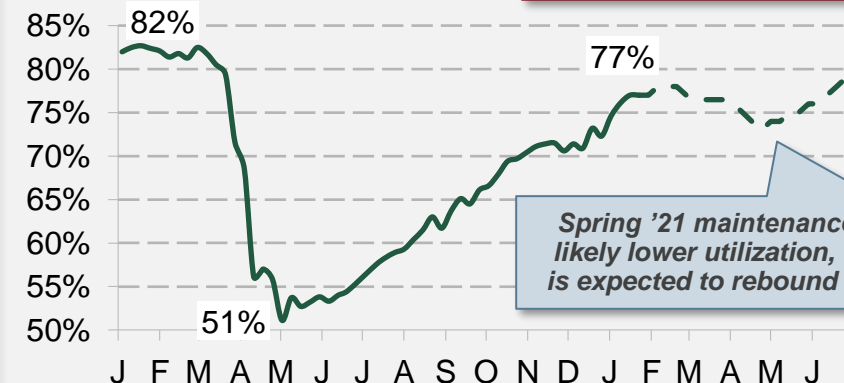
- › An additional **13.5M ST** of US capacity is expected to come online by 2023; capacity is split among **10 producers** led by USS, SDI, Nucor
- › Following planned expansions, total US capacity expected to reach **~144M ST** by the end of 2023
- › With US HRC price at a record high, planned expansion may help ease tight US market supply in H2 2021



In the News..

- › Select mills in Europe, South America have brought capacity online in recent weeks, with USS (Slovakia), AM (Belgium) among those increasing capacity
- › SDI to commission new **3M TPY** mill in Sinton, TX with a partial opening in Q2 '21; full commission in summer '21
- › US Steel likely to move forward with **~3.3M TPY** facility in the Gulf Coast, originally announced by Big River Steel

US Steel Mill Utilization Rate Jan '20 – Jun '21 (Expected)*



Following market consolidation, it is now more important than ever to monitor utilization.

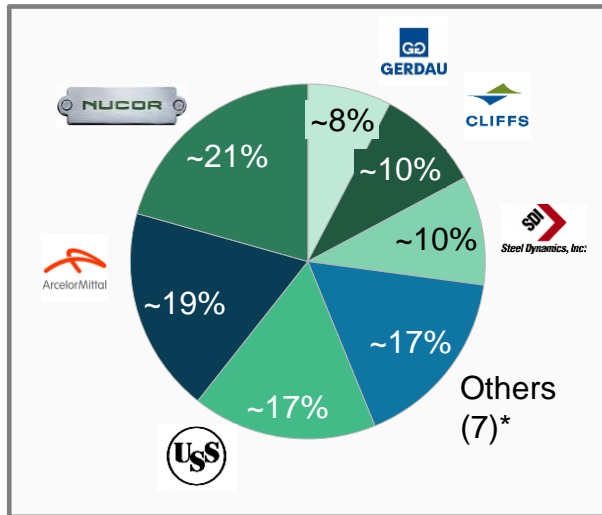
Spring '21 maintenance will likely lower utilization, which is expected to rebound in H2.

Sources: AMM, AISI, Applied Value Analysis

* Based on announced Spring maintenance and capacity expected to come online in 2021; this is a snapshot and is subject to change daily.

Recent market consolidation has led to Cleveland Cliffs, USS, and Nucor increasing their collective share of US steelmaking capacity from ~47 to ~68% during 2020.

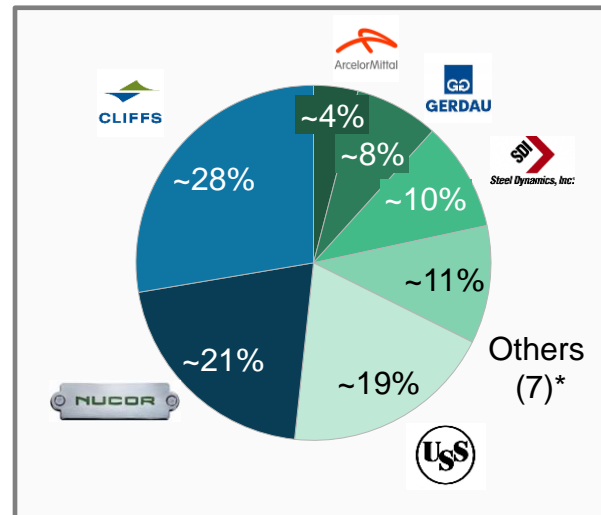
Share of Capacity – Early 2020



Pre-Consolidation

- › Nucor led US steelmakers with ~27 TPY in capacity in early 2020
- › Cleveland Cliffs was the 5th largest steelmaker in the US trailing Nucor, USS, ArcelorMittal, and Steel Dynamics in capacity
- › Top 6 producers owned 83.3% of capacity; total capacity of 131M ST

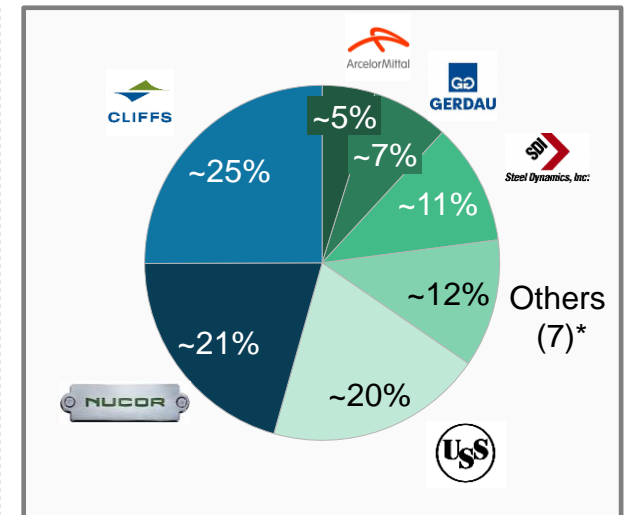
Share of Capacity - Today



Post-M&A Market

- › Following acquisitions of AK Steel, ArcelorMittal USA (excluding Calvert), Cleveland Cliffs now owns close to ~28% of US capacity
- › USS adds ~3M TPY capacity following acquisition of Big River
- › Top 6 producers own 89.5% of capacity; total capacity of 131M ST

Est. Share of Capacity - 2023



Expected Capacity

- › USS likely to construct new mill in Gulf Coast with ~3.3M TPY in capacity, targeting 2023 start
- › SDI moving forward with plans for rail mill in Sinton, TX (3.0M TPY)
- › Top 6 producers expected to own 88.5% of capacity; expected capacity of ~144M ST

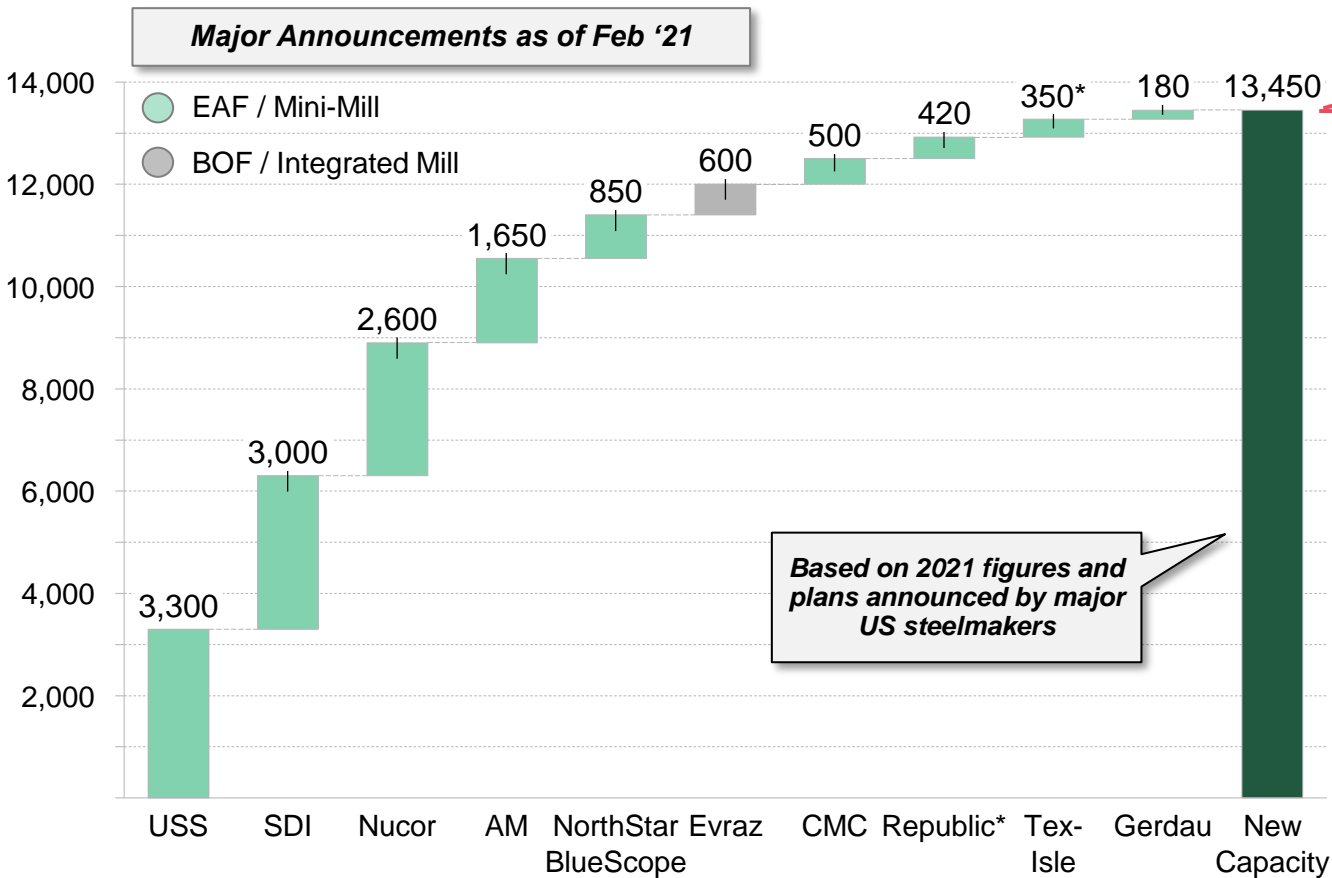
By 2023, US annual steelmaking capacity is expected to grow from ~131 ST to ~144 ST.

Sources: AMM, AISI, Applied Value Analysis

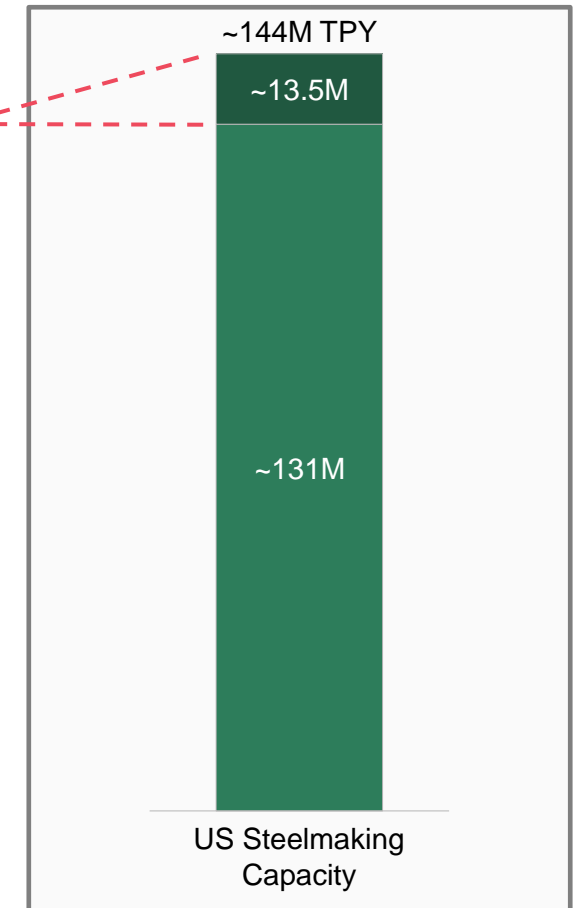
* Others major steelmakers included are NorthStar BlueScope, JSW, Evraz, Republic, CMC, and Big River / AK Steel (early 2020 only).

US domestic steelmakers have announced an additional ~13.5M tons of capacity expected to come online over the next 3 years.

Announced Additional US Mill Capacity by 2023 (ST)



Est. Total US Capacity 2023 (ST)



As US domestic capacity is consolidated to a small number of major players, who continue to expand capacity, steelmakers gain increased leverage and control of prices moving forward.

Sources: AMM, AISI, Applied Value Analysis
 *Structural Steel Mill – inputs made using EAF..

Summary of major announcements by US steelmakers of New and Existing Capacity expected to come online (2021-2023).

Expected Additional North American Capacity (2021-2023, ST)

Expected Operational Date	Company Name	Plant Location(s)	New vs. Existing Capacity	Product Type(s)	Additional Capacity (k ST)
H1 2021	Steel Dynamics	Sinton, TX	New	EAF Flat	3,000
	Republic	Lorain, OH	Existing	Flat	420
	Gerdau	Monroe, MI	New	EAF SBQ	180
	Algoma Steel*	Sault Ste Marie, ON	New	Plate, Sheet	100
H2 2021	Nucor	Gallatin, KY	New	Coiled Sheet	1,400
	Tex-Isle	Robstown, TX	New	ERW Pipe	350
H2 2022	Nucor	Brandenburg, KY	New	Plate	1,200
	NorthStar BlueScope	Delta, OH	New	EAF HRC	850
	Nucor TrueCore	Brigham City, Utah	New	Walls, Panels	TBD
H1 2023	ArcelorMittal	Calvert, AL	New	EAF Slab	1,650
H2 2023	CMC	Mesa, AZ	New	Rebar, MBQ	500
To Be Announced	US Steel**	Gulf Coast (TBD)	New	EAF Pipe & Tube	3,300
	Evraz	Pueblo, CO	New	Long	600
TOTAL		--	--	--	~13.5M

Sources: AMM, Applied Value Analysis; * Denotes capacity expected to come online outside of US.

** Based on previously announced plans by Big River Steel. Based on assumption that project and TPY will proceed as planned.



APPLIED VALUE GROUP